

AEROLITE



**FEATURING THE ALL-NEW
ASTORIA FIFTH WHEEL**

Dutchmen
Legendary Innovation. Trailblazing Value.

AEROLITE





AEROLITE

INNOVATION AND LUXURY LIVE HERE

Continuing to **set the bar in innovation for more than 20 years**, Aerolite offers cutting-edge construction coupled with industry-leading features, both inside and out. Elevating the luxury RV experience to unmatched heights, all 2018 floorplans feature stainless-steel appliances, 8 cu. ft. refrigerator, more countertop space, an 82" interior ceiling height, extra USB ports, and a modern residential feel that will have you on the road more than ever before.



The Ground Control Leveling System, makes leveling your Aerolite easier than ever.



No more fiddling with switches and guessing when it comes to the many features found throughout your RV. *Bluetooth connectivity with smart phone

Our Industry-Best 3-Year Limited Structural RV Warranty will keep you moving from one adventure to the next with confidence, thanks to an entire extra 2 years of protection.




We take the guessing game out of what is and isn't covered by clearly outlining all the major structural components we back during the first three years.

ON-THE-GO LIVING MEETS RESIDENTIAL COMFORT

Combining the newest RV innovations with conveniences typically only found back home, the Aerolite lineup has once again raised the bar for RV manufacturing everywhere. Choose from one of the many new Aerolite floorplans and you'll find improved connectivity, modern designs, and added storage — all crafted to deliver a memorable outdoor excursion filled with fun, function, and most of all, peace of mind.



In addition to the leveling jacks, your Aerolite comes with a fully-enclosed underbelly and fully-laminated aluminum frame construction for the best in durability and stability.





NIGHTSCAPE

COOL SPRINGS

FRENCH ROAST

AEROLITE



AEROLITE | 174E

Ext. Length: 18' 5" Ext. Height: 10' Average Shipping Weight: 3,188 Sleeps: 6



AEROLITE | 204ES

Ext. Length: 24' 5" Ext. Height: 10' Average Shipping Weight: 4,260 Sleeps: 8



AEROLITE | 224ES

Ext. Length: 25' 9" Ext. Height: 9' 9" Average Shipping Weight: 4,670 Sleeps: 8



AEROLITE | 2133RB

Ext. Length: 25' 6" Ext. Height: 11' Average Shipping Weight: 5,290 Sleeps: 4



AEROLITE | 2423BH

Ext. Length: 28' 5" Ext. Height: 11' Average Shipping Weight: 5,830 Sleeps: 10



AEROLITE | 2573BH

Ext. Length: 29' 8" Ext. Height: 11' 4" Average Shipping Weight: 6,700 Sleeps: 8



AEROLITE | 2843BH

Ext. Length: 33' 8" Ext. Height: 11' 4" Average Shipping Weight: 6,786 Sleeps: 10



AEROLITE | 2923BH

Ext. Length: 33' 8" Ext. Height: 11' 4" Average Shipping Weight: 6,834 Sleeps: 10



AEROLITE | 2933RL

Ext. Length: 33' 7" Ext. Height: 11' 4" Average Shipping Weight: 6,954 Sleeps: 6

DISCLAIMER: Product information is as accurate as possible, as of the date of brochure publication. All features, floorplans and specifications in this brochure are subject to change without notice. Please consult Dutchmen's website at www.Dutchmen.com for current product information and specifications. Tow Vehicle Disclaimer. **CAUTION:** Owners of Dutchmen recreational vehicles are solely responsible for the selection and proper use of tow vehicles. All customers should consult with a motor vehicle manufacturer or their dealer concerning the purchase and use of suitable tow vehicles for Dutchmen products. Dutchmen disclaims any liability or damages suffered as a result of the selection, operation, use or misuse of a tow vehicle. **DUTCHMEN'S LIMITED WARRANTY DOES NOT COVER DAMAGE TO THE RECREATIONAL VEHICLE OR THE TOW VEHICLE AS A RESULT OF THE SELECTION, OPERATION, USE OR MISUSE OF THE TOW VEHICLE. REFERENCE DUTCHMEN MANUFACTURING OWNERS MANUAL FOR LIMITED WARRANTY DETAILS.**

*Length is defined as the distance from the centerline of hitch pin/coupler to rear bumper of trailer. **Our weights represent how most units are built, inclusive of many commonly-ordered options.

***Fresh water capacity includes water heater capacity.



AEROLITE | 3153ML

Ext. Length: 35' 9" Ext. Height: 11' 4" Average Shipping Weight: 7,880 Sleeps: 4

		DIMENSIONS			WEIGHTS (LBS.)			TANKS (GALS.)		
SUB-SERIES	FLOORPLAN	*EXTERIOR TRAVEL LENGTH	EXTERIOR WIDTH	EXTERIOR HEIGHT (WITH A/C)	**AVERAGE SHIPPING WEIGHT	DRY HITCH WEIGHT	CARGO CARRYING CAPACITY	***FRESH WATER CAPACITY	GREY WATER CAPACITY	BLACK WATER CAPACITY
Expandable	174E	18', 5"	96"	120"	3,188	320	662	50	39	28
Expandable	204ES	24', 5"	96"	121"	4,260	564	2,340	50	39	28
Expandable	224ES	25', 9"	96"	119"	4,670	626	1,930	50	39	28
Travel Trailer	2133RB	25', 6"	96"	133"	5,290	556	2,310	50	67	28
Travel Trailer	2423BH	28', 5"	96"	133"	5,830	756	1,770	50	39	28
Travel Trailer	2573BH	29', 8"	96"	133"	6,700	982	2,930	50	78	28
Travel Trailer	2843BH	33', 8"	96"	133"	6,786	740	2,894	50	67	28
Travel Trailer	2923BH	33', 8"	96"	133"	6,834	1,018	1,666	50	67	28
Travel Trailer	2933RL	33', 7"	96"	133"	6,954	876	2,726	50	28	28
Travel Trailer	3153ML	35', 9"	96"	139"	7,880	1,096	1,800	50	67	28

PREMIUM PACKAGE —EXTERIOR FEATURES

- 13,500-BTU Ducted A/C
- 20-lb LP Gas Bottles
- Aluminum Wheels
- Back Up Camera Prep
- Battery Disconnect
- Black Tank Flush
- Dark-Tinted Safety Glass Windows
- Triple Entry Steps
- Easy Lube Axles
- Entry Assist Handle
- Exterior Shower
- Friction Hinge Entry Door
- Fiberglass Exterior
- LP Gas Quick Disconnect (Available on outside Hitch Models)
- Outside Speakers

Painted Fiberglass Front Cap w/LED Lights

- Patio and Hitch Lights
- Power Awning w/LED Lights
- Power Tongue Jack
- Radial Tires
- Slam Latch Baggage Doors
- Solar Prep
- Spare Tire and Carrier
- Stabilizer Jacks
- TV Antenna

PREMIUM PACKAGE —INTERIOR FEATURES

- 6-GAL Gas/Electric DSI Water Heater
- 60" x 80" Residential Queen Bed
- 8 cu. ft. Refrigerator
- 82" Interior Height
- Bath Skylight

Bedroom TV Hookup w/LCD Backer

- Bluetooth Stereo
- Cable/Satellite TV Hookup
- Centralized Utility Panel
- Acrylic Backsplash w/Backlighting
- Glass Top Three-Burner Range w/21" Oven
- High Rise Pull Out Kitchen Faucet
- Jensen Audio Soundbar
- LED Lighting Throughout
- Night Shades Throughout Living Area
- Porcelain Toilet
- Shaw Flooring
- Skylight in Kitchen/Living Room (N/A 174, 204, 224)
- Stainless-Steel Appliances
- Microwave
- Range Hood w/12-Volt Fan/Light
- Tri-Fold Deluxe Sofa (Model Specific)

MANDATORY OPTIONS

- Aerolite Premium Package
- All Weather Thermal Package
- Automatic Leveling System
- High Definition LED TV
- Hybrid Aluminum Entry Steps
- iN-Command Pro V.1.05 w/Touch Screen
- Solid-Surface Kitchen Countertops

EXTERIOR OPTIONS

- 15,000-BTU A/C IPO 13.5K
- 2nd 13,500-BTU Non-Ducted Bedroom A/C (Model Specific)
- 50-amp Service w/2nd A/C Prep

INTERIOR OPTIONS

- Free Standing Dinette and Chairs (Model Specific)
- Theatre Seating (Model Specific)